

Bruch





Kreismodell

Rechteckmodell

Streckenmodell

Grössenmodell

$$\frac{7}{10}$$



Bruch

Kreismodell

Rechteckmodell

Streckenmodell

Grössenmodell

$$\frac{5}{12}$$

