



Bruch


Kreismodell

Streckenmodell



$$\frac{1}{4}$$



$$\frac{4}{5}$$



$$\frac{3}{6}$$





Bruch



Kreismodell

Rechteckmodell

$$\frac{6}{8}$$



$$\frac{8}{10}$$



$$\frac{7}{12}$$

