



Bruch


Kreismodell

Streckenmodell



$$\frac{2}{4}$$



$$\frac{3}{5}$$



$$\frac{1}{6}$$





Bruch



Kreismodell

Rechteckmodell

$$\frac{7}{8}$$



$$\frac{9}{10}$$



$$\frac{5}{12}$$

